




r e s i d e n t i a l p r o d u c t s



SHOWER SYSTEMS

Quality made in the U.S.A.




PITTSBURGH CORNING GLASS BLOCK SHOWER SYSTEMS IN EASY TO ORDER KITS

CHOOSE FROM THREE STYLES AND ONE OF TWO INSTALLATION METHODS

THE WALK-IN

For a truly astounding shower design, step out of the ordinary and step into the beautiful Pittsburgh Corning Glass Block Walk-In Shower. A dramatic addition to any bathroom, the Walk-In Shower adds a level of elegance and luxury that today's discerning homeowner wants.



Right or Left Entry Available
Size: 72" x 51"




THE CLASSIC

Classic is not a word to be used lightly. A classic fits anywhere. A classic has lasting beauty. And it's the perfect choice to brighten up any bathroom. The Pittsburgh Corning Glass Block Classic Shower design brings the crystalline beauty of glass block to a timeless bathroom design. In fact, just about the only thing the Classic won't bring to a bathroom is any installation hassle.



Base can be installed with entry on either side.
Size: 48" x 48"

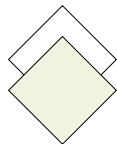


BASE COLORS

Standard Colors
Allow two weeks for delivery.

White
Biscuit

Note: Actual shower base colors may vary from colors shown here.



Premiere Series,
DECORA® Pattern



Premiere Series,
IceScapes® Pattern

DOORS

Each Pittsburgh Corning Glass Block Shower in the Classic or Neo Angle style is designed to accommodate a nominal 28" x 69" door. They are available with clear or hammered glass and gold or silver frames.



Silver with
hammered glass



Gold with
clear glass

THE NEO ANGLE

Neo, of course, means new. And the Pittsburgh Corning Glass Block Neo Angle Shower definitely gives you a new twist in updating ordinary bathroom design. Designed to brighten up nearly any corner, the Neo Angle Shower could be the perfect choice to give a small bathroom a new look.



Size: 52" x 52"



EASY TO ORDER KITS

Simply choose Shower Style, Base Color, Door Style and Installation Method (your choice of traditional mortar installation or the new ProVantage® Glass Block Installation System). All kits come complete with DECORA® or IceScapes® Pattern Glass Block and Installation Accessories.

THE WALK-IN SHOWER SYSTEM (Right or Left Entry)

Walk-In Shower Base, 72" x 51"	Chrome Shower Drain
110-6" x 8" x 4" Glass Blocks	Glass Block Sealant
30-6" x 8" x 4" ARQUE® Glass Blocks	Grout Sealer
20-6" x 8" x 4" EndBlock™ Units	Installation Instructions

THE CLASSIC SHOWER SYSTEM

Classic Shower Base, 48" x 48"	Pivot Shower Door
60-8" x 8" x 4" Glass Blocks	Shower Door Installation Kit
10-6" x 8" x 4" EndBlock™ Units	Glass Block Sealant
10-8" HEDRON® Corner Blocks	Grout Sealer
Chrome Shower Drain	Installation Instructions

THE NEO ANGLE SHOWER SYSTEM

Neo Angle Shower Base, 52" x 52"	Pivot Shower Door
40-8" x 8" x 4" Glass Blocks	Shower Door Installation Kit
20-6" x 8" x 4" EndBlock™ Units	Glass Block Sealant
20-8" TRIDRON® 45° Block	Grout Sealer
Chrome Shower Drain	Installation Instructions

NOTE: Mortar Installation Kits also include: Glass block installation accessories. **Glass Block Mortar is not included and must be purchased separately.**

ProVantage® Installation Kits also include: ProVantage® Spacer Pack and ProVantage® Glass Block Surface Grout.

Kits do not include plumbing fixtures or ceramic tile or tile board for rear walls.

ProVantage® Glass Block Installation System is an easy way to install glass block using plastic spacers, silicone sealant and grout. Simply attach spacers with silicone, build shower and grout the joints.

**Instructions are available from our website:
www.pittsburghcorning.com**

THE PITTSBURGH CORNING PROMISE

The comprehensive variety of patterns, styles, and sizes available have been designed to work together in your projects as a total system. Pittsburgh Corning stands behind all glass block units when used exclusively with Pittsburgh Corning accessory products by offering a limited five-year warranty. ISO 9001:2000 Certification assures that Pittsburgh Corning is committed to quality innovation.

The information contained herein is accurate and reliable to the best of our knowledge. But, because Pittsburgh Corning Corporation has no control over installation workmanship, accessory materials or conditions of application, NO EXPRESS OR IMPLIED WARRANTY OF ANY KIND, INCLUDING THOSE OF MERCHANTABILITY OR FITNESS FOR A PARTICULAR PURPOSE, IS MADE as to the performance of an installation containing Pittsburgh Corning products. In no event shall Pittsburgh Corning be liable for any damages arising because of product failure, whether incidental, special, consequential or punitive, regardless of the theory of liability upon which any such damages are claimed. Pittsburgh Corning Corporation provides written warranties for many of its products, and such warranties take precedence over the statements contained herein.



800 Presque Isle Drive
Pittsburgh, PA 15239-2799
Tel: 1-800-624-2120
(Glass Block Resource Center)

www.pittsburghcorning.com



© 2007 Pittsburgh Corning Corporation

All trademarks and registered trademarks in this brochure are owned and protected by Pittsburgh Corning Corp. Pittsburgh, PA 15239

Printed in U.S.A. GB-279 50M 1/05

(Rev. 7/07E)